


MTPReel™ -O

KUKA

sumcab
ROBOTICS

The automatic cable retraction system
for improved workplace safety



Exclusive sale via
KUKA Deutschland
GmbH, Augsburg

KUKA



Time saving

Time is an essential success factor within the industrial sector and the MTPReel helps to save time due to its intuitive operation. The rapid but careful rewinding of the connector cable saves time, which your employees can dedicate to other things.



Operating error avoidance

Using the MTPReel will ensure that the operating device is assigned unambiguously to the operator. Lengthy searches for the correct plug-in piece and potential operating errors due to incorrect combinations are avoided.



Plant safety optimisation

Properly storing the connector cable in the MTPReel protects it from dirt and accidental damage, which significantly increases its service life and improves safety within the operational facility.



Patented and tested system – made in Italy

Our partner company in Italy manufactures the MTPReel to the highest quality standards.








Safety First

Hazardous situations, such as trip hazards or cable damage, are now a thing of the past.



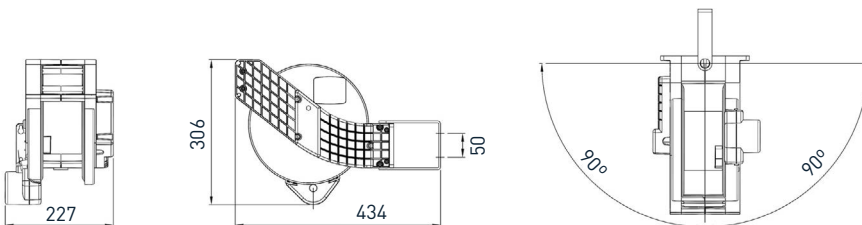
Technical specifications

 Robot control	 Box size	 Extension length	 Cabinet connection	 Dimensions (mm)	 Weight (kg)
KRC4/5 mit smartPAD	MTPReel - 0	Bis 20 m	2,5 m	434x227x384	4,5kg

MTPREEL-0 (open system) without extension cable for easy retrofitting of the existing original connection cable (max. 20 m).

Connection cable length can be extended by cable extensions. Observe the maximum connection length according to the ambient conditions in the production environment.

Open



The **MTPReel** is available in different models for the hand held smartPAD from **KUKA**.



smartPAD

+ Extras

- Housing made of shock-resistant material
- Stable, rotatable mounting bracket
- Integrated brake module for a careful cable retraction
- Spring loaded cable retraction system
- Detachable automatic cable release and retraction brake every 50 cm
- Rotating contact transmission system for secure data transmission

+ Accessories

Installation element

- Profile tube stands (rigid or rotatable)
- Control cabinet fixing plates, aluminium profiles or fence elements

Connection and extension cables

- 10 m and 20 m connection cables available for all MTPReels
- 10 m, 15 m and 20 m extension cables available for all MTPReels

MTPReel™ - O Installation Guide




1 Passing the original connecting cable through the guide rollers.



2 Plugging in the cable to the built-in male connector.



3 Free adjustment of the strain relief.



4 Closure of the cable tie around the cable outer jacket.



5 Cutting off the excess cable tie.



6 Inserting the plug cover.



7 Locking the cover by pressing it down.



8 Final cable installation.



9 Attaching the cable pull stopper to the connection cable, mounting it approximately 1-1.5 meters away from the handheld device.



10



11

Loosening the nut from the locking pin of the pre-tensioned drum reel.



12

Initial manual winding of the connecting cable.



13

Attaching the cover at the rear to the installed cover guide.



14

Inserting the middle guide tabs by initially attaching the cover at a slight angle from the side and then final snapping into place.



**Sumcab
Specialcable GmbH**

Allmendstraße 5/1
74629 Pfedelbach
Deutschland

T: +49 7941 646 70 0
F: +49 7941 646 70 10

**Sumcab Specialcable
Group, S.L.**

Pol. Ind. Pla de Llerona
08520 Les Franqueses del
Valles Barcelona - Spain

T: +34 93 381 92 36
F: +34 93 462 09 22

**The small change
that changes
everything**



MTPReel™
Multi Teach Pendant Reel

www.sumcab.de | vertrieb@sumcab.de

Sumcab Robotics - DE - 11/2023